

ARE YOU EMERGENCY-READY?

5 STEPS TO PREPARE YOURSELF, AND YOUR
LOVED ONES, FOR AN EMERGENCY

Step 1: Make a grab bag, in case you need to leave your property at short notice - keep it somewhere accessible

Step 2: Write a 'Household Emergency Plan' - with key contacts, and important information

Step 3: Sign up for Emergency Alerts, including Flood Alerts and Met Office Severe Weather Alerts

Step 4: Check your flood risk (using the .gov website) and if your property is at risk, seek further guidance






Step 5: Join the Priority Services Register, if you are eligible






For more information,
including templates and
links, scan this QR code









Step 1: Make a grab bag, in case you need to leave your property at short notice

Essentials

- Torch (battery or wind up) 
- Emergency contacts (written on paper) 
- Medicine you might need 
- Important documents (like home insurance and copies of your ID) 
- Non-perishable food 

- Money and credit cards 
- Pet food 
- Mobile phone charger 
- Battery or wind up radio 
- Bottled water 

To consider

- Clothing and blankets 
- Children's toys and games 
- Toiletries 
- Spare car and house keys 
- Spare batteries 
- First aid kit 

Step 2: Write a 'Household Emergency Plan'

A Household Emergency Plan is a document you create to help prepare your household for emergencies. It should include contact numbers, details on isolating your gas, electricity and water, and sources of information and advice.

Use this template to help: documents.hants.gov.uk/emergencyplanning/HouseholdemergencyactionplanHCC.pdf

Step 3: Sign up for Emergency Alerts

Sign up for Met Office alerts via the Met Office app, or email alerts here: www.metoffice.gov.uk/weather/warnings-and-advice/uk-warnings

Sign up for Environment Agency Flood Alerts and Warnings here: www.gov.uk/sign-up-for-flood-warnings

Step 4: Check your flood risk

Check your property's long-term flood risk: www.gov.uk/check-long-term-flood-risk

If your property is at risk of flooding, find ways to better prepare yourself, and your property: www.hants.gov.uk/landplanningandenvironment/environment/flooding/floodprevention

Step 5: Join the Priority Services Register if you are eligible

Utility companies keep a register of customers who may need additional support in a utility outage. This called the Priority Services Register - or PSR. You may be eligible to join if you are of state pension age, have a disability, have young children or have additional communication, access or safety needs.

To join:

- Join your gas/electricity supplier's PSR: www.thepsr.co.uk/
- Find your water provider at: www.water.org.uk/customers/find-your-supplier, and then search for the provider, followed by 'Priority Services Register'